




area of total catchment 195 km²
 195000000 m²
 area of glacierized catchment 128.7 km²
 128700000 m²

b) constant DDF

Sum of discharge	May to September		m ³ /s	
Sum of positive temperatures	May to September		°C	
DDF	May to September		m ³ /(s°C)	 mm/(d°C)

c) monthly DDF

Sum of discharge	May		m ³ /s	
	June		m ³ /s	
	July		m ³ /s	
	August		m ³ /s	
	September		m ³ /s	
Sum of positive temperatures	May		°C	
	June		°C	
	July		°C	
	August		°C	
	September		°C	
DDF	May		m ³ /(s°C)	 mm/(d°C)
	June		m ³ /(s°C)	mm/(d°C)
	July		m ³ /(s°C)	mm/(d°C)
	August		m ³ /(s°C)	mm/(d°C)
	September		m ³ /(s°C)	mm/(d°C)